

2010

DMV ANNUAL REPORT



Dave Heineman, Governor
Beverly Neth, Director



Dave Heineman
Governor

STATE OF NEBRASKA

DEPARTMENT OF MOTOR VEHICLES
Beverly Neth
Director

April 2011

Again this year, the Department of Motor Vehicles Annual Report is published solely in electronic format. A downloadable copy of the Report, DMV related information and all DMV forms are available at www.dmv.ne.gov. I also encourage you to take the time to visit www.clickDMV.ne.gov the location of the DMV's on-line services.

The Report covers the period of January 1, 2010 to December 31, 2010. It contains an executive summary of the Department, specific accomplishments of the DMV divisions, and a wealth of statistical information concerning Nebraska's vehicles and drivers.

I want to thank to Governor Heineman, the state legislators, county officials, members of our advisory boards and task forces, and our partner state agencies for their support. The success of the DMV depends upon the continued support of these individuals.

If you have any questions regarding the information provided in the Annual Report or would like additional information regarding the Department of Motor Vehicles, please feel free to contact us at (402) 471-3900.

Sincerely,

Beverly Neth
Director

Table of Contents

Mission/Vision Station	4
Executive Summary	5
Administration Division	7
Legal Division.....	7
Administrative License Revocation (ALR) Statistics	9
Information Systems Division	10
Motor Carrier Services Division	11
Motor Carrier Services Statistics	12
Financial Responsibility Division	13
Financial Responsibility Statistics.....	15
Driver Licensing Services.....	16
Driver Licensing Services Statistics.....	18
Driver Licensing Services Document Types	19
NE Licensed Drivers by Type of License/Permit.....	20
Licensed Drivers by County.....	21
Driver and Vehicle Records Division	23
Driver and Vehicle Records Statistics.....	27
Total Vehicles Registered.....	29



Nebraska Department of Motor Vehicles

Mission Statement

To promote public safety through education and regulation of drivers and motor vehicles, and to collect revenues that provide resources for state and local government operations.

Vision Statement

Exceptional service delivered by knowledgeable people with integrity, enthusiasm and respect.

NEBRASKA DEPARTMENT OF MOTOR VEHICLES **Executive Summary**

The Nebraska Department of Motor Vehicles is composed of seven divisions.

Administration houses the office of the director and oversees the operations of the other six divisions, which includes 190 employees and an annual budget of \$25.8 million for FY10-11. Administration includes the deputy director, budget and human resources officers and support staff. The director serves as the chairperson of the Motor Vehicle Industry Licensing Board.

Beverly Neth, Director
Patricia Phillips, Deputy Director

Gary Ryken, Account and Finance Manager
Arnita Endacott, Personnel Manager

Driver and Vehicle Records (DVR): (Betty Johnson, Administrator)

DVR is responsible for the administration of the statewide Vehicle Titling and Registration System (VTR). VTR is used by all 93 counties for the titling and registration of Nebraska's approximately 2.2 million motor vehicles. VTR is also the system through which all motor vehicle taxes, motor vehicle fees, motor vehicle registration fees, sales tax, wheel tax and other assorted fees are collected. The division is responsible for the state's license plate program, including the budget, inventory control of the 60 types of license plates throughout all 93 counties, and the message and specialty plate programs. The division also administers approximately 95,000 handicapped parking permits. The division maintains the Motor Vehicle Insurance Database.

DVR is also responsible for the database that maintains the records of 1.4 million licensed drivers and state ID card holders and the Digital Driver License System used by the counties to issue documents. The DVR Help Desk provides technology and business support for county officials and the general public. DVR also houses a Fraud Unit that investigates identity theft, driver license fraud, and title and odometer fraud.

Driver Licensing Services: (Sara O'Rourke, Administrator)

Driver Licensing Services is responsible for ensuring that individuals meet Nebraska's licensing standards and requirements for issuance of driver permits, licenses and State ID Cards. The division utilizes three systems to effectively administer its programs: the Interactive Driver License System, the Digital Driver License System, Automated Testing System and the CDL 3rd Party Tester Database.

The division certifies and audits 19 Driver Training Schools, 152 Driver Safety Schools, 43 Commercial Driver License (CDL) Third Party Testers and 64 Commercial Driver License Examiners. There are 97 exam offices and 100 employees located throughout the State who help individuals obtain nine different types of permits and six types of licenses and State ID cards. Thirteen of the 97 offices are open five days a week. Approximately 509,300 applicants for driver licenses and identification cards are processed each year.

Motor Carrier Services (MCS): (Cathy Beedle, Administrator)

MCS administers a variety of programs relating to the trucking industry, including the International Registration Plan (IRP) that collects and distributes registration fees between member states (48 States, the District of Columbia and 10 Canadian Provinces). In 2010, the division collected over \$74 million total IRP fees, (retained \$28 million in Nebraska) and distributed the balance of \$46 million to other IRP jurisdictions.

MCS administers the International Fuel Tax Agreement (IFTA) that requires the equitable distribution of fuel tax between member states (48 States, District of Columbia and 10 Provinces). In 2010, the division collected over \$11 million in fuel tax revenues -- retained \$4.5 million in Nebraska and distributed \$6.8 million to other IFTA jurisdictions

The MCS division continues to be a participant in the Unified Carrier Registration (UCR). For 2010, MCS satisfied their UCR entitlement and collected \$742,000 for the State, while providing another \$798,000 to the UCR depository for distribution to other states.

MCS issues certificates of titles for apportioned vehicles and audits IRP and IFTA returns.

Legal Division: (Noelie Sherdon, Administrator)

Primary duties of the legal division involve administrative hearings, management of the Administrative License Revocation (ALR) program, legal advice, rules and regulations, legal documents, manufacturer's warranty duties, fifteen-year license revocation reprieves, claims board, and the health advisory board. Legal's largest program is conducting hearings for administrative license revocation. In 2010, the ALR program helped to reduce Nebraska's human and economic consequences of motor vehicle crashes by affirming the administrative revocation of 9,733 drunk drivers.

Financial Responsibility (FR): (Kathy Van Brocklin, Manager)

The Financial Responsibility Division identifies those individuals who do not drive safely and assists them in becoming safe drivers. FR denies driving privileges via disqualification (CDL licenses), suspension or revocation of driver licenses to those who cannot or will not drive safely, and subsequently reinstatement of the driver licenses. In 2010, the division revoked/suspended the driver licenses of 61,226 individuals, reinstated 55,842 driver licenses, and recorded 183,170 traffic violation convictions to driving records. FR staff responded to 86,301 phone inquiries. The Division had 21,750 reinstatements on-line versus 10,746 over-the-counter reinstatements. FR is the point of contact for issuance of employment drive and medical hardship permits, as well as ignition interlock restricted licenses. The division also aids in the collection of traffic fines and child support order payments.

Information Systems Division (IS): (Keith Dey, Manager)

Responsible for the development, installation, maintenance and support of all DMV related business applications. IS expanded the document imaging system, on-line services, DMV website, administrative support to DMV's main office computer systems (hardware and software), and converted county offices to the 'one stop' VTR process.

Nebraska Office of Highway Safety was transferred to the Department of Roads on July 1, 2009.

ADMINISTRATION DIVISION

The Administration Division is the support services office for the Department of Motor Vehicles. The division includes the director, deputy director, accounting and finance manager, human resources manager and support staff. Functions in the Administration Division provide overall assistance to the operations of all sections within the Department of Motor Vehicles. The director also serves as the chairperson of the Motor Vehicle Industry Licensing board.

LEGAL DIVISION

The Legal Division performs a variety of tasks within the Department of Motor Vehicles. Primary duties involve administrative hearings, legal advice, legislation, rules and regulations, legal documents, STOP program certification, Ignition Interlock provider certification, defensive driving class certification and administrative license revocation program, manufacturer's warranty duties, fifteen-year license revocation reprieves, claims board and the health advisory board.

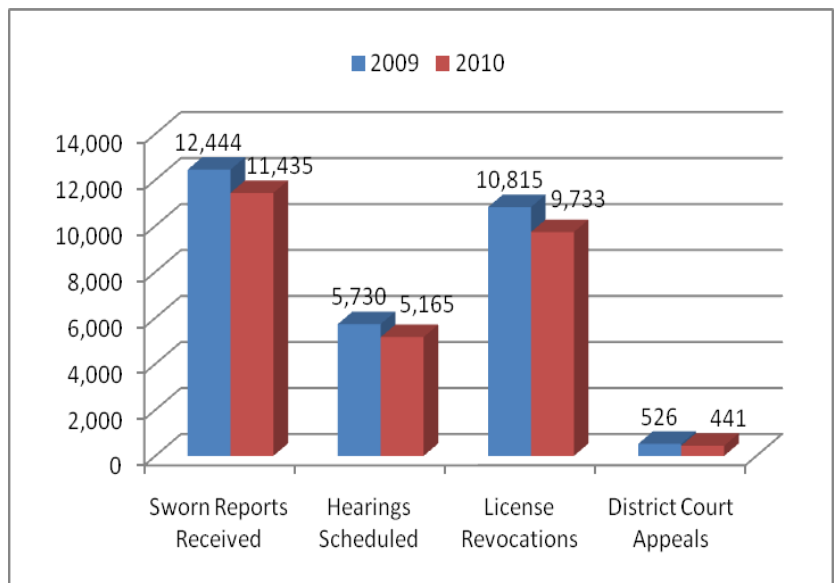
Administrative Hearings

All administrative hearings for the Department are conducted by the Legal Division. Hearings are held for commercial driver license issues such as disqualifications, third party testers and commercial driver instructors; financial issues involving bankruptcies and self-insurance; and issues relating to Motor Carrier Services, such as protests under the International Registration Plan (IRP) and the International Fuel Tax Agreement (IFTA); and motor vehicle tax objections. The Legal Division also provides regular ALR training presentations at the Grand Island Law Enforcement Training Center and Omaha Police Academy.

The majority of hearings are for Administrative License Revocations. Law enforcement members have the authority to take the license of a driver who refuses or fails a chemical test. The motorist may contest the automatic revocation by petitioning for a hearing. The Department holds a hearing to decide the merit of the driver's claim. In 2010, there were 11,435 sworn reports received, 5,165 hearings scheduled and 9,733 licenses revoked. Motorists may appeal the DMV decision to the District Court. The Legal Division processed 441 District Court appeals during 2010.

Rules and Regulations, Contracts, Legal Documents

Rules and Regulations are developed through the Legal Division. New and revised rules and regulations are initiated by changes in statutes, require a public hearing and are reviewed and approved by the Attorney General and the Governor. In 2010, three sets of rules regulations were promulgated and one hearing was held.



The Legal Division works with other DMV divisions, the public and other agencies to develop these rules and regulations. In addition, the Legal Division reviews and drafts contracts and other legal documents involving other agencies, outside companies and the public.

Fifteen-Year License Revocation Reprives

A person whose license has been revoked for 15 years may file an application for reinstatement after seven years of the revocation have passed. The Legal Division reviews each application and prepares a written recommendation for the Director to provide to the Board of Pardons. In 2010, 49 applications were processed; 11 were granted reprives.

Manufacturer’s Warranty Duties (Lemon Law)

The Legal Division provides lemon law information to interested consumers. Staff answers telephone inquires and provides information on the Internet and through brochures. Nebraska is a founding member of the International Association of Lemon Law Administrators, which was organized to facilitate the flow of lemon law information across all jurisdictions on behalf of consumers. Nebraska’s lemon law requires manufacturers to make a new vehicle conform to the vehicle’s written warranty through either an informal settlement with a consumer or in response to a lawsuit in state court by a consumer.

Claims Board

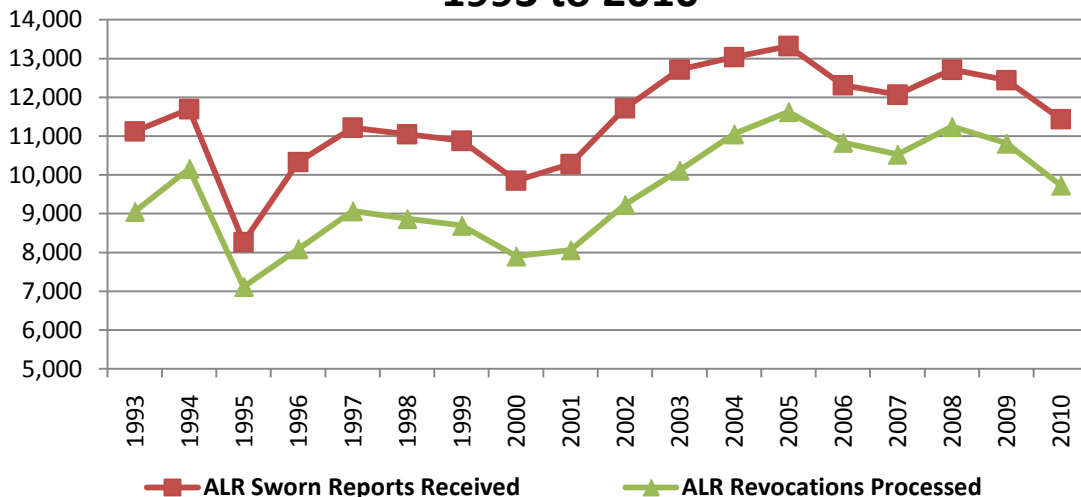
All claims filed against the Department of Motor Vehicles are handled by a staff attorney representing the DMV before the Claims Board. The staff attorney coordinates the agency’s response to the claim and any arguments made to the Claims Board.

Other Boards and Councils

When necessary, the Health Advisory Board, composed of medical specialists, is called to make a careful medical review and evaluation to determine whether a person is physically or mentally qualified to hold a driver license. A staff attorney is present at the board meetings.

A staff attorney handles protests under the International Registration Plan (IRP) and the International Fuel Tax Agreement (IFTA). A member of the Legal Division is designated to attend Federal Bankruptcy Court whenever hearings may be necessary to protest taxes or fees owed to the Department.

**Nebraska
Administrative License Revocations
1993 to 2010**



Nebraska Administrative License Revocation (ALR)

Year	DUI Arrests Reported	ALR Sworn Reports Received	* % of Sworn Reports Received Compared to Arrests	Petitions for Hearing Received	** % of Sworn Reports Received Petitioning for Hearing	Hearings Scheduled	Dismissals/ All Reasons	*** % of Dismissals	ALR 1 Year Refusal	ALR 90 Day	ALR 1 Year	# Total ALR Revocations	^ % of Sworn Reports Received Resulting in Revocation	Appeals Filed in District Court	% of Appeals/ ALR Revocations	Average Blood Alcohol Content
1993	12,140	11,122	91.6%	3,363	30.2%	2,973	680	6.1%	918	7,896	240	9,054	81.4%	N/A	N/A	0.174
1994	12,930	11,696	90.5%	3,895	33.3%	3,568	844	7.2%	1,084	8,265	813	10,162	86.9%	N/A	N/A	0.171
1995	12,841	8,268	64.4%	3,054	36.9%	3,014	920	11.1%	835	5,433	848	7,116	86.1%	N/A	N/A	0.172
1996	12,763	10,330	80.9%	3,231	31.3%	3,138	951	9.2%	865	6,047	1,179	8,091	78.3%	217	2.7%	0.174
1997	13,119	11,217	85.5%	3,971	35.4%	3,698	1,685	15.0%	985	6,497	1,586	9,068	80.8%	N/A	N/A	0.170
1998	13,439	11,048	82.2%	4,066	36.8%	3,748	1,577	14.3%	914	6,245	1,710	8,869	80.3%	N/A	N/A	0.169
1999	13,422	10,881	81.1%	4,336	39.8%	4,026	1,725	15.9%	897	6,072	1,727	8,696	79.9%	N/A	N/A	0.168
2000	11,948	9,852	82.5%	3,958	40.2%	3,650	1,660	16.8%	834	5,268	1,802	7,904	80.2%	N/A	N/A	0.169
2001	12,166	10,283	84.5%	4,196	40.8%	3,883	1,675	16.3%	746	5,521	1,798	8,065	78.4%	387	4.8%	0.164
2002	13,154	11,718	89.1%	5,152	44.0%	4,799	2,061	17.6%	780	6,479	1,972	9,231	78.8%	430	4.7%	0.159
2003	13,415	12,715	94.8%	5,744	45.2%	5,277	2,418	19.0%	811	7,052	2,253	10,116	79.6%	405	4.0%	0.156
2004	14,093	13,038	92.5%	6,209	47.6%	5,518	2,414	18.5%	862	7,642	2,550	11,054	84.8%	416	3.8%	0.157
2005	14,525	13,321	91.7%	6,581	49.4%	6,040	2,245	16.9%	872	7,968	2,789	11,629	87.3%	436	3.7%	0.160
2006	13,421	12,310	91.7%	6,097	49.5%	5,581	2,107	17.1%	881	7,401	2,555	10,837	88.0%	448	4.1%	0.158
2007	13,437	12,069	89.8%	5,454	45.2%	5,217	1,968	16.3%	907	7,267	2,357	10,531	87.3%	518	4.9%	0.159
2008	13,660	12,712	93.1%	6,139	48.3%	5,624	1,905	15.0%	926	7,555	2,764	11,245	88.5%	594	5.3%	0.158
2009	13,399	12,444	92.9%	6,195	49.8%	5,730	2,170	17.4%	842	7,317	2,656	10,815	86.9%	524	4.8%	0.159
2010	N/A	11,435	N/A	5,664	49.5%	5,165	1,836	16.1%	725	6,650	2,358	9,733	85.1%	441	4.5%	0.159

January 1, 1993 - Administrative License Revocation (ALR) Law
 January 1, 1994 - .02 BAC (Zero Tolerance) Under 21 Drivers
 August 28, 1999 - Open Container Law
 September 1, 2001 - .08 BAC Law
 September 4, 2005 - .16 BAC Law
 July 14, 2006 - .15 BAC Law
 January 1, 2008 - Underage "Dram Shop" Law
 January 1, 2009 - Ignition Interlock Law

* ALR Sworn Reports Received / DUI Arrests Reported = Percent of Sworn Reports Received compared to Arrests
 ** Petitions for Hearing Received / ALR Sworn Reports Received = Percent of Sworn Reports Received Petitioning for Hearing
 *** Dismissal - All Reasons / ALR Sworn Reports = Percent of Dismissals
 # Total ALR Revocations Processed/Refusal, 90 Day, and 1 Year Enhanced; included Automatic Revocations and after Hearings.
 ^ Total ALR Revocations / ALR Sworn Reports Received = Percent of Sworn Reports Received Resulting in Revocation

NOTE:
 % of dismissals and % of revocations total more than 100% due to revocations dismissed pursuant to bypass [60-498.02(6)] and some dismissals on appeal.

Revocations are counted and percentage calculated on the last day of the month the revocation was ordered.

Dismissals are counted and percentage calculated 45 days after the last day of the month the revocation was ordered.

NA - Not Available

INFORMATION SYSTEMS DIVISION

The Information Systems Division of the Department of Motor Vehicles provides the tools, expertise and support needed to develop more efficient methods to serve both our internal customers and the citizens of Nebraska.

To meet this goal the division has personnel who specialize in:

- The management of computer systems on the IBM AS/400, IBM Mainframe and Intel platforms.
- Ethernet and wireless networks
- The development, installation and support of technical solutions and business applications.
- PC support, software installation and troubleshooting.
- Project management

The focus of the DMV has been to provide customers with easy access to both services and data hosted by the DMV. DMV on-line services are provided through Nebraska.Gov (www.nebraska.gov), NCJIS (Nebraska Criminal Justice Information System) and to the customers of the Department of Motor Vehicles at www.clickdmv.ne.gov.

As the DMV moves toward more accessible services, coordination and cooperation with other state agencies and third-party vendors is critical. Digital technologies are being developed and implemented to maintain and improve the security of our personal identities while making our services and information easily accessible.

Major activities in 2010:

The IS Division expanded the use of the new enterprise document imaging system. The imaging system was expanded to include service to the Driver Licensing Services Division.

On-line services were expanded to include the renewal of driver licenses and state identification cards.

The division migrated the VTR (Vehicle Title and Registration) application to take advantage of forms management and laser print technologies and installed laser printers in all county offices.

With the implementation of laser printers in the county offices complete, the IS Division made the necessary changes to the VTR application to implement the new ELT (Electronic Lien and Title) process which is a significant move towards a paperless process.

The division also integrated the GovDelivery product into the DMV web pages to provide an opportunity for customers to subscribe to information from the DMV.



Get out of line and go ON line.



Renew your license plates

Order Specialty License plates

Reinstate your Driver License

Pay your IFTA and IRP fees

NEBRASKA.GOV

www.clickdmv.ne.gov

MOTOR CARRIER SERVICES DIVISION

The Division of Motor Carriers “One-Stop Shop” administers a variety of programs relating to the trucking industry:

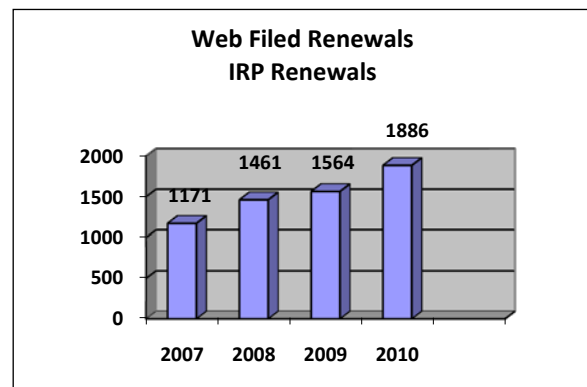
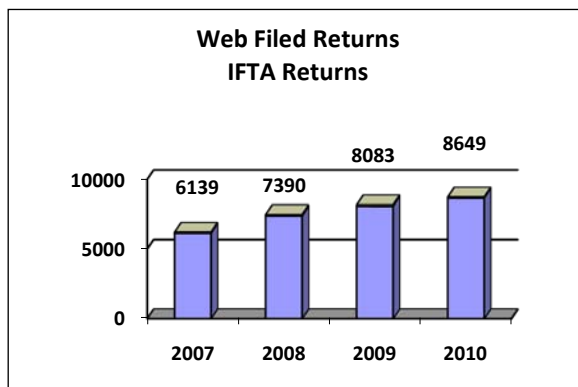
- The International Registration Plan (IRP), a vehicle registration program whose purpose is to collect and distribute registration fees between member states.
- The International Fuel Tax Agreement (IFTA), an agreement between member states for the purpose of equitable distribution of fuel tax.
- The Unified Carrier Registration (UCR) program. All motor carriers, motor private carriers brokers and freight forwarders are required to pay UCR fees annually.
- The issuance of certificates of title, noting of liens and collection of sales tax and tire fee for apportioned vehicles.
- The auditing of motor carrier fuel and mileage records, in accordance with the IRP and IFTA agreements.

Major activities in 2010:

The division participated in two external reviews during 2010. The first was a review by the Federal Motor Carrier Safety Administration (FMCSA) and included a comprehensive review of the division’s Performance Registration Information System Management (PRISM) program. Nebraska fully implemented the PRISM program which ties the safety rating of a motor carrier with their ability to obtain registration credentials.

The MCS division was also the recipient of a Peer Review by the International Fuel Tax Association, Inc. (IFTA, Inc.). The division agreed to pilot an “electronic” review. All documents were scanned and transferred via a secure VPN to the review committee and all meetings were held via conference call thereby saving time and money associated with a more traditional peer review.

The division continues to see an increase in the use of the on-line services. Enhancements to the services were made to assist both the on-line filer and the division staff.



Motor Carrier Services Statistics – 2010

Nebraska Based Carriers	
IRP Carriers	3,976
IRP Fleets	4,064
IFTA Carriers	4,062
UCR Carriers	6,374
Nebraska Based Vehicles	
Power Units	36,305
Trailer Units	72,114
Total Power/Trailer Units	108,419
Nebraska Based Carriers Field Audits	
IRP	142
IFTA	167
Audits Processed from other Jurisdictions	5,187
Titles Issued for Apportioned Vehicles	15,675
Liens Noted	5,724
Total IFTA Decals Issued	48,010
International Registration Plan	
Fees Distributed to other IRP States	\$46,323,325
Nebraska IRP Fees to Highway Trust Fund & MV Tax Fund	\$28,157,577
Total IRP Fees Collected	\$74,480,902
International Fuel Tax Agreement	
Taxable Gallons	260,248,964
Tax Paid Gallons Paid at Nebraska Retail Outlets	248,826,449
Net Gallons (calculated)	11,422,515
Tax Distributed to other IFTA States	\$6,838,152
Nebraska Tax Collected on Returns	\$4,584,363
Total Tax Collected through the IFTA Program	\$11,302,575
Total Fuel Tax Paid by IFTA Carriers (calculated)	\$70,137,096
260,248,964 x average tax rate (.2695)	
UCR Fees (Unified Carrier Registration)	
Fees Distributed to other UCR States	\$798,619
Nebraska Fees to General Fund	\$741,974
Total UCR Fees Collected	\$1,540,593
Total MCS Fees and Tax Collection	
Fees Distributed to Highway Trust Fund & MV Tax Fund	\$32,741,940
Fees Distributed to the General Fund	\$741,974
Fees Distributed to other States	\$53,161,477
Total MCS Fees and Taxes Collected	\$86,645,391
IRP on-line Filings	
Renewal filings	1,886
Temporary Registrations	45,142
IFTA on-line Filings	
4th Quarter Return 2008	2,195
1st Quarter Return 2009	2,078
2nd Quarter Return 2009	2,204
3rd Quarter Return 2009	2,172
Total Returns Filed Via the Web	8,649

FINANCIAL RESPONSIBILITY DIVISION

The goal of the Financial Responsibility Division is to identify those individuals who do not drive safely, to assist individuals in becoming safe drivers, or to deny driving privileges to those who cannot or will not drive safely, and aid the courts in collecting traffic violation fines and support order payments.

Major activities in 2010:

Legislative Changes:

LB 258 Provided authority for judges to impound the licenses or permits for individuals convicted of minors in possession of alcoholic liquor.

LB800 Provided authority for judges to impound juveniles' driver licenses or permits for juvenile drug convictions and for any other juvenile court conviction.

LB924 Changed provisions relating to ignition interlock orders. Individuals convicted of subsequent driving under the influence convictions that are not on court probation are eligible for ignition interlock permits after 45 days of no driving, if ordered by the court. The individual still must provide a certified copy of the court order, certification of installation of the interlock device and surrender their driver license prior to being issued the permit. The ignition interlock permit restricted driving was changed to allow driving only to and from work, school, alcohol treatment and the interlock service center. Also, LB924 clarified that any individual that has had a prior Administrative License Revocation is not eligible for an employment drive permit.

LB945 Prohibited use of handheld wireless communication devices while driving. All individuals convicted of using a handheld wireless communication device while driving are assessed 3 points on their driving history record.

All legislative changes required updates to the interlock and employment drive permit and other general computer applications.

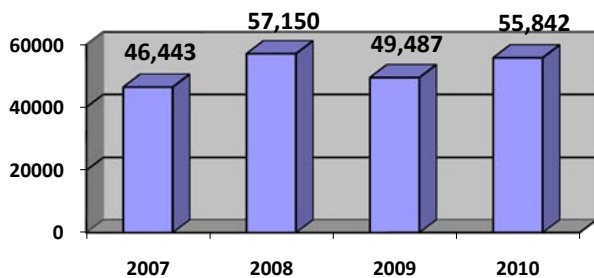
Customer Service:

In 2010, the Financial Responsibility Staff responded to 86,301 phone inquiries.

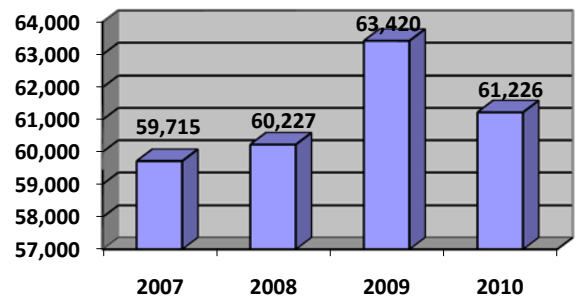
Other activities involved in the achievement of our goals include:

- processing driver license suspensions, revocations, and reinstatements which includes data entry on computer work files
- updating drivers traffic violation records
- responding to phone inquiries and walk-in customers.

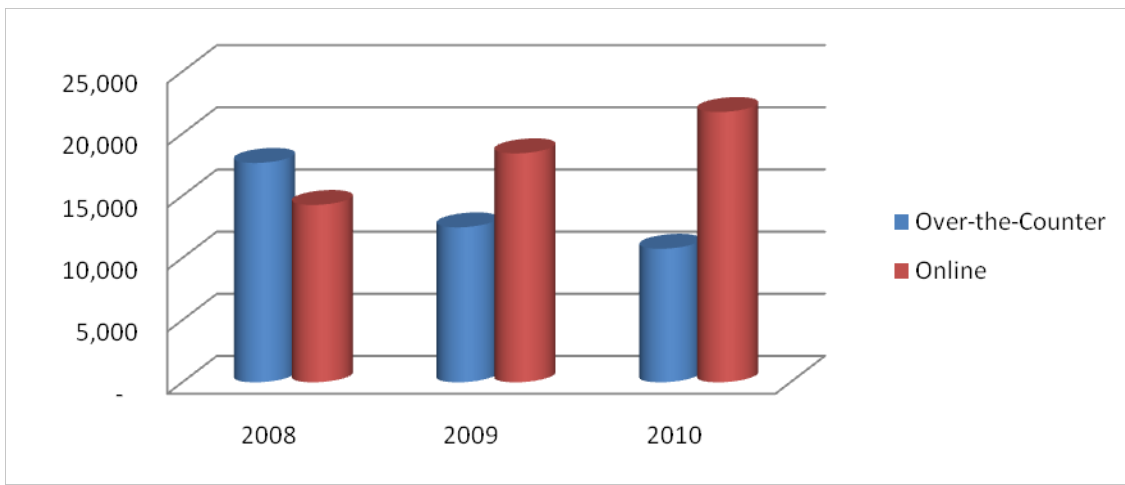
Total Reinstatements



Total Suspensions/Revocations



Driver License Reinstatements				
Type	2008	2009	2010	% Change
Over-the-Counter	17,655	12,472	10,746	-13.8%
Online	14,271	18,426	21,750	18.0%
Total	31,926	30,898	32,496	5.2%



Driver License Reinstatement Revenue				
Type	2008	2009	2010	% Change
Over-the-Counter	1,332,810	931,385	818,355	-12.1%
Online	1,131,900	1,476,275	1,743,150	18.1%
Total	2,464,710	2,407,660	2,561,505	6.4%

Financial Responsibility Statistics 2010

<i>Traffic Violation Suspensions/Revocations</i>	
Court-Ordered Suspensions	12,311
Insurance Cancellation Suspensions	7,241
Failure to Comply with Traffic Citations Suspensions	16,825
Point Revocations	1,314
Administrative License Revocations (ALR)	9,733
Commercial Driver License (CDL) Disqualifications Revocations	949
No Proof Insurance Suspensions	4,997
Accident Suspensions	1,544
Violate Support Order	5,541
Underage 21 Driver Fail to Complete Driver Improvement Course	771
Total Suspensions/Revocations	61,226
<i>Traffic Violation Reinstatements</i>	
Court-Ordered Suspensions	11,080
Insurance Cancellations	6,871
Failure to Comply with Traffic Citations	15,864
Point Revocation	1,544
Administrative License Revocations (ALR)	8,830
Commercial Driver License (CDL) Disqualifications	837
No Proof Insurance	4,846
Accident	1,414
Support Order	3,680
Underage 21 Driver Fails to Complete Driver Improvement Course	876
Total Reinstatements	55,842
<i>Miscellaneous</i>	
Ignition Interlock Permits Issued	2,086
Employment Driving Permits Issued	672
Traffic Violation Convictions	183,170



The goal of Driver Licensing Services is to ensure that persons who meet Nebraska's identification and licensing requirements are issued a permit, operator's license or commercial driver's license and that individuals who meet the identification requirements set forth in state statute are issued a State ID

Card. It is our goal to provide quality service that is applied fairly and consistently to all applicants in a helpful and friendly manner.

Major activities in 2010:

Conduct Examinations

During 2010, Driving Licensing Staff processed 509,290 applicants in 97 exam stations statewide. This included new applicants (licensed individuals who moved to Nebraska from another state, individuals who had never been issued a license document before and individuals whose Nebraska license document had been expired over one year) and renewal applicants.

On-line Renewal

Beginning in April 2010, the Driver Licensing Division introduced an on-line driver licensing system. Eligible individuals can renew their Class O (car), Class M (motorcycle) licenses and State ID Cards on-line and obtain duplicates of the same.

On-line Statistics:

License & State ID Card Renewals	21, 524
License & State ID Card Duplicates	315

Training Unit

The Training Unit utilized a web based training platform to deliver the majority of training; developing 27 on-line courses and scheduling 32 online classes. There were 742 students and 2,017 enrollments in 2010.

Web based training was developed for the Breath Alcohol Testing Program; 143 individuals were trained in 2010. These individuals represent city, county and state agencies including law enforcement, corrections, probation, military and others.

A total of 75 driver license examiners and county treasurer staff completed the Fraudulent Document Recognition Level 1 training in 2010. There are currently 612 driver license examiners and county treasurer staff enrolled in the latest version of Fraudulent Document Recognition Level 1 training.

The Unit also trained 16 newly hired driver license examiners in 2010.

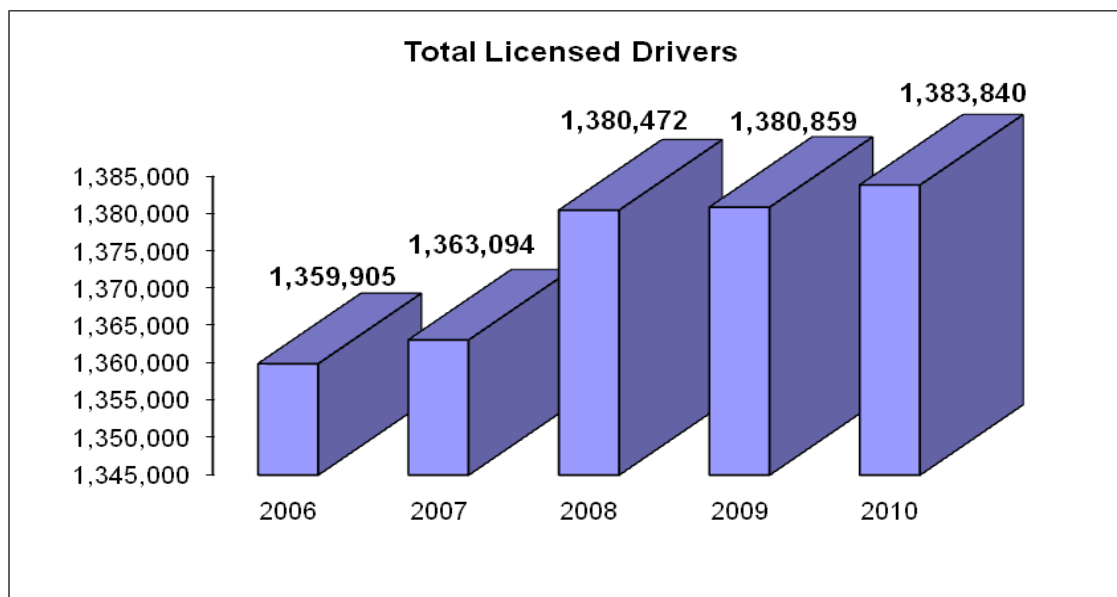
Renewal Notices

Renewal notices are sent 90 days in advance of the expiration of a driver license or State ID Card. In 2010, the Department sent out 224,982 renewal notices. Of those, 125,818 (51%) of the applicants presented, as requested, a completed renewal notice to driver licensing staff, an action that greatly expedited the applicant's time spent at the DMV.

Additional activities in the achievement of our goals/accomplishments include:

- Audited 43 CDL Third Party Testers (companies). Auditors also observed 71 skills tests being administered by third party examiners (34 overtly and 37 covertly). DMV certified that individuals who work for these companies are authorized to administer skills testing for applicants who desire a commercial driver license. The Federal Motor Carrier Safety Administration requires the DMV to audit these companies each year.

- . The audit consists of a review of paperwork and sample retesting of drivers that have previously passed.
- Audited 19 Driver Training Schools. Driver Training Schools teach individuals how to drive a motor vehicle. During each audit, the facilities of the school are inspected to make sure all requirements are met as outlined in the rules and regulations.
- . • Audited 43 DMV approved Driver Safety Courses; two schools were added and six schools dropped their certification. The Department currently has 152 DMV approved Driver Safety Courses. DMV certifies that instructors who work for these courses provide 20 hours of classroom training and 5 hours of behind the wheel training for individuals between the ages of 14-18. These instructors are also authorized to administer the DMV drive test upon completion of the course. The audit consists of a review of their paperwork and their DMV approved drive test route.
- The Nebraska Driver's Manual and written tests (English and Spanish versions) were updated with legislative changes from the previous year's legislative session.
- The interactive driver license practice test was updated with legislative changes from the previous year's legislative session. This interactive test can be found on the Department's website and assists individuals studying for the written driver license examination. The website is: www.dmv.ne.gov
- State statute allows physicians, law enforcement officers or individuals who are concerned about another individual's capability to operate a motor vehicle safely to request a re-examination of the individual. If the Department's investigation shows that a re-examination is warranted, the individual is required to appear before driver license staff on a specified date and time at a specific driver licensing office. During the re-examination, the applicant must present a medical and vision statement that meets the Department's minimum standards, and pass the written and drive tests. If the applicant is unable to meet the medical and vision minimum standards or pass the written or drive tests, his or her license is cancelled. In 2010, 687 applicants were re-examined. Of those applicants, 17% retained their license, 10% voluntarily surrendered their license and 73% had their license cancelled.



Driver Licensing Services Statistics

Total Applicants Tested in 2010..... 509,290

Note: Numbers represent applicants tested, not documents issued

Commercial Driver License (Class A, B & C)

Class A New	16,045
Class A Renewal.....	11,663
Class B New	7,171
Class B Renewal.....	3,012
Class C New	843
Class C Renewal	325

Restricted Commercial Driver License (Class B & C)

New	253
Renewal.....	49

Learner's Permit Commercial (LPC) 5,245

Seasonal Permits..... 381

Operator's License (Class O)

New	83,871
Renewal.....	183,437

Motorcycle License (Class M)

New	13
Renewal.....	0

Motorcycle Endorsement 30,971

Provisional Operator's Permits (POP)..... 22,773

State Identification Cards..... 41,696

Learner's Permits

Class O	49,293
Class M.....	2,727
School Permits.....	4,530

LPE (School Learner's Permit)..... 6,409

School Bus Permits 8,901

Farm Husbandry Permits (Tractor) 137

Miscellaneous

Reinstatements/cancellations	17,585
Recalls.....	409
Restriction/Endorsement/Change or Remove	6,186
Duplicate/Replacement Commercial Driver License	3,629
Out of State/Early Renewals	1,233
Corrections	503

2010 Driver Licensing Services Document Types

Document Type/Class	Min. Age	Renewal Times	& Information	Involved Issuance	Duplicate Issuance	Full Cost
Operator's License, Class O	17	Age 21, then every 5 yrs.	Must have held POP for 1yr, <3 pts on record	State/County	County	\$26.50 For 5 yr. license
Motorcycle License	17	Age 21, then every 5 yrs.	Must have held POP for 1yr, <3 pts. on record	State/County	County	\$26.50 For 5 yr. license
School Permit (SCP)	14	2 yrs.	Must have held LPE or LPD for 2 months Max age 16 and 3 months	State/County	County	\$10.50
Provisional Operator's Permit (POP)	16	None	Must have held LPE, SCP or LPD for 6 months < 3 pts on record Expires on 18 th birthday	State/County	County	\$17.50
Learner's Permit (LPD)	15	1 yr.		State/County	County	\$10.50
Learner's Permit (LPE)	14	3 mo.	Max age 16	State/County	County	\$10.50
Farm Husbandry Permit (Special)	13	3 yrs.	Max age 16	State	State	\$7.50
Farm Husbandry Permit (Temporary)	13	6 mos.	Max age 16	State	State	\$7.50
School Bus Permit	18	1 yr.	On birthday	State/County	State/County	\$7.50
Commercial Driver's License (CDL) Class B & C	18	21 st birthday, then every 5 years	Intrastate only, and must be eligible for operator's license.	State/County	State/County	\$57.50
Commercial Driver's License (CDL) Class A	18	21 st birthday, then every 5 years	Intrastate only	State/County	State/County	\$57.50
Commercial Driver's License (CDL) Class A,B,C	21	5 yrs.	Interstate	State/County	State/County	\$57.50
Restricted CDL (RCDL)	18	21 st birthday, then every 5 years	Must have possessed operator's license for at least 1 year prior to issuance.	State/County	State/County	\$57.50
Commercial Drivers License Permit (CDL)	18	6 mos.	Must be eligible for operator's license. 2 in 2 yrs.	State/County	State/County	\$12.50
Seasonal Permit	18	21 st birthday, then every 5 years	Must have possessed operator's license for at least 1 year prior to issuance.	State/County	State/County	\$12.50
State Identification Card	0	21 st birthday, then every 5 yrs		State/County	State/County	\$26.50
State Work Permit	16	6 mos.	Max 3 yrs.	State/County	State/County	\$47.50

The above are also available in "duplicate" format if lost.

Changes outside of renewal periods when turning in a document are considered "replacement" documents. Valid fields that can be changed include: name, address, height, weight, hair and eye color.

NEBRASKA LICENSED DRIVERS BY TYPE OF LICENSE/PERMIT - 2010

Age	Operator's License - Class O	Operator's License - Class O/ Motorcycle Class M	Motor-cycle License / Class M	Commercial Driver's License						Learner's Permit		School Learner's Permit / SCP	Provisional Operator's Permit / POP	Total Licensed Drivers
				CDL A	CDL B	CDL C	CDL A & Class M	CDL B & Class M	CDL C & Class M	for School LPE	for POP, Class O & Class M & LPD			
14	0	0	0	0	0	0	0	0	0	630	1	1,218	0	1,849
15	0	0	0	0	0	0	0	0	0	55	10,371	3,191	0	13,617
16	0	0	0	0	0	0	0	0	0	0	6,377	0	14,403	20,780
17	1,361	35	0	0	0	0	0	0	0	0	2,714	0	18,454	22,564
18	18,899	230	1	31	5	0	4	1	0	0	1,404	0	0	20,575
19	22,088	431	1	105	31	2	16	1	0	0	756	0	0	23,431
20	23,741	565	0	187	36	1	26	9	0	0	521	0	0	25,086
21	20,864	668	0	279	72	0	53	9	0	0	428	0	0	22,373
22	22,484	813	0	331	99	5	98	18	0	0	343	0	0	24,191
23	23,711	1,001	0	461	137	8	105	20	0	0	337	0	0	25,780
24	25,189	968	0	529	173	25	147	20	5	0	283	0	0	27,339
25 to 29	119,388	5,508	1	3,789	1,120	133	820	189	13	0	1,250	0	0	132,211
30 to 34	104,408	5,678	2	4,765	1,338	157	1,159	255	16	0	707	0	0	118,485
35 to 39	91,824	5,998	1	5,160	1,521	167	1,354	329	17	0	434	0	0	106,805
40 to 44	91,273	7,065	3	5,474	1,713	178	1,701	377	24	0	348	0	0	108,156
45 to 49	101,140	8,956	3	6,727	2,043	240	2,234	511	46	0	309	0	0	122,209
50 to 54	104,277	9,571	1	7,107	2,240	308	2,662	583	47	0	278	0	0	127,074
55 to 59	97,885	8,086	1	6,228	1,984	249	2,043	505	38	0	166	0	0	117,185
60 to 64	84,360	5,491	1	4,714	1,545	203	1,234	302	40	0	91	0	0	97,981
65 to 69	60,755	2,909	1	3,157	979	160	674	121	17	0	54	0	0	68,827
70 to 74	47,996	1,560	0	1,827	608	73	331	70	10	0	17	0	0	52,492
75 to 79	40,594	869	0	974	285	38	123	28	1	0	9	0	0	42,921
80 to 84	33,114	454	0	331	119	12	21	5	1	0	8	0	0	34,065
85 to 89	20,268	168	0	60	15	3	6	1	0	0	7	0	0	20,528
90 to 94	6,093	30	0	3	0	0	0	0	0	0	0	0	0	6,126
95 to 99	1,078	5	0	0	0	0	0	0	0	0	0	0	0	1,083
100 & Over	107	0	0	0	0	0	0	0	0	0	0	0	0	107
Total	1,162,897	67,059	16	52,239	16,063	1,962	14,811	3,354	275	685	27,213	4,409	32,857	1,383,840

2010 NEBRASKA LICENSED DRIVERS BY COUNTY
Including Licensed Drivers with Permits

County	Licensed Drivers	Licensed Drivers with Permits*	Total Licensed Drivers	County	Licensed Drivers	Licensed Drivers with Permits*	Total Licensed Drivers
Adams	22,583	1,169	23,752	Jefferson	5,982	268	6,250
Antelope	5,321	274	5,595	Johnson	3,354	154	3,508
Arthur	346	13	359	Kearney	4,993	254	5,247
Banner	545	25	570	Keith	6,718	284	7,002
Blaine	411	22	433	Keya Paha	667	45	712
Boone	4,404	259	4,663	Kimball	2,972	127	3,099
Box Butte	8,771	467	9,238	Knox	6,615	330	6,945
Boyd	1,686	84	1,770	Lancaster	200,198	9,487	209,685
Brown	2,568	143	2,711	Lincoln	27,532	1,389	28,921
Buffalo	32,632	1,703	34,335	Logan	622	33	655
Burt	5,685	299	5,984	Loup	539	24	563
Butler	6,519	367	6,886	Madison	25,061	1,189	26,250
Cass	19,365	1,130	20,495	McPherson	400	18	418
Cedar	6,841	427	7,268	Merrick	5,902	349	6,251
Chase	3,028	124	3,152	Morrill	3,893	185	4,078
Cherry	4,494	206	4,700	Nance	2,878	155	3,033
Cheyenne	8,108	337	8,445	Nemaha	5,375	274	5,649
Clay	5,000	262	5,262	Nuckolls	3,720	166	3,886
Colfax	6,663	340	7,003	Otoe	11,864	613	12,477
Cuming	6,990	395	7,385	Pawnee	2,239	99	2,338
Custer	8,747	444	9,191	Perkins	2,322	132	2,454
Dakota	14,165	821	14,986	Phelps	7,059	404	7,463
Dawes	6,313	349	6,662	Pierce	5,778	378	6,156
Dawson	17,159	1,006	18,165	Platte	24,017	1,343	25,360
Deuel	1,598	49	1,647	Polk	4,184	229	4,413
Dixon	4,470	239	4,709	Red Willow	8,442	428	8,870
Dodge	26,807	1,216	28,023	Richardson	6,687	306	6,993
Douglas	360,809	15,898	376,707	Rock	1,235	54	1,289
Dundy	1,561	84	1,645	Saline	9,418	509	9,927
Fillmore	4,678	253	4,931	Sarpy	113,658	6,181	119,839
Franklin	2,550	126	2,676	Saunders	15,605	911	16,516
Frontier	2,062	105	2,167	Scotts Bluff	28,002	1,258	29,260
Furnas	3,806	203	4,009	Seward	12,087	722	12,809
Gage	16,940	819	17,759	Sheridan	4,073	174	4,247
Garden	1,712	84	1,796	Sherman	2,426	123	2,549
Garfield	1,499	85	1,584	Sioux	994	48	1,042
Gosper	1,582	79	1,661	Stanton	4,611	267	4,878
Grant	538	20	558	Thayer	4,252	200	4,452
Greeley	1,927	93	2,020	Thomas	546	27	573
Hall	40,573	2,145	42,718	Thurston	4,005	171	4,176
Hamilton	7,337	502	7,839	Valley	3,373	163	3,536
Harlan	2,821	132	2,953	Washington	15,318	910	16,228
Hayes	789	47	836	Wayne	6,110	323	6,433
Hitchcock	2,372	103	2,475	Webster	2,926	156	3,082
Holt	8,331	466	8,797	Wheeler	649	49	698
Hooker	611	33	644	York	10,591	524	11,115
Howard	5,067	284	5,351	Total	1,318,676	65,164	1,383,840

*Includes all permits (LPE,LPD,SCH,POP)

Last Date Modified: 1/6/11

**Nebraska School Permit Drivers by County
2010**

County	Permits	County	Permits
Adams	96	Jefferson	45
Antelope	53	Johnson	27
Arthur	2	Kearney	32
Banner	7	Keith	27
Blaine	2	Keya Paha	8
Boone	49	Kimball	15
Box Butte	30	Knox	65
Boyd	22	Lancaster	247
Brown	16	Lincoln	134
Buffalo	113	Logan	9
Burt	36	Loup	5
Butler	74	Madison	94
Cass	120	McPherson	2
Cedar	89	Merrick	59
Chase	18	Morrill	21
Cherry	34	Nance	29
Cheyenne	32	Nemaha	32
Clay	48	Nuckolls	40
Colfax	30	Otoe	67
Cuming	69	Pawnee	15
Custer	58	Perkins	28
Dakota	42	Phelps	57
Dawes	25	Pierce	52
Dawson	83	Platte	107
Deuel	5	Polk	45
Dixon	31	Red Willow	59
Dodge	81	Richardson	24
Douglas	193	Rock	9
Dundy	13	Saline	52
Fillmore	41	Sarpy	175
Franklin	26	Saunders	154
Frontier	12	Scotts Bluff	79
Furnas	29	Seward	89
Gage	92	Sheridan	39
Garden	14	Sherman	22
Garfield	8	Sioux	11
Gosper	18	Stanton	37
Grant	6	Thayer	31
Greeley	15	Thomas	1
Hall	98	Thurston	29
Hamilton	93	Valley	19
Harlan	25	Washington	86
Hayes	11	Wayne	41
Hitchcock	15	Webster	21
Holt	64	Wheeler	21
Hooker	5	York	60
Howard	45	Total	4,409



DRIVER AND VEHICLE RECORDS

The responsibilities of the Driver and Vehicle Records Division include:

- Updating and maintaining the Nebraska Traffic Safety Database
- Maintaining the Nebraska Vehicle Title and Registration Database
- Updating and maintaining the Nebraska Motor Vehicle Insurance Database
- Managing the Electronic Lien and Title Program
- Updating and maintaining the provider and participating lender list for use in the ELT program.
- Providing prompt, reliable and accurate vehicle and driver information
- Ensuring that all standards are met in the driver license, title and registration, and handicapped parking permit issuance processes
- Developing and supplying all related forms, plates, permits and applications
- Investigating fraudulent activities as they relate to driver license, title and registration issuance

Major activities in 2010:

- LB 110, 2009, effective January 1, 2010 included the following changes:
 - Increased the message plate fees from \$30 to \$40 and added the Highway Trust Fund as part of the distribution of these fees.
 - The fees collected as part of the Pearl Harbor Survivor, DAV and Purple Heart license plate issuance process were redirected to the Nebraska Veteran Cemetery Systems Operation fund from the Highway Trust Fund.
 - Created Organizational License Plates. Non-profit organizations whose primary activity is to serve the community, contribute to the welfare of others and are not offensive or discriminatory, may submit a request for creation of a specialty license plate that contains their name and/or logo. Upon certification of the organization and presentation of 500 pre-paid applications, the plates will be produced and offered for sale to the public. During 2010, three organizations submitted applications, obtained certification and are in the process of collecting the 500 pre-paid applications.
- Gold Star Family license plates honoring the individuals who have lost their life while in good standing on active duty military service of the United States became available to their family members on January 1, 2010. The plates are consecutively numbered or contain up to a 5-character message selected by the applicant.
- In accordance with a federal mandate, use of the National Motor Vehicle Title Information System (NMVTIS) began on January 1, 2010. NMVTIS is now accessed by all local county treasurer offices and the DMV prior to issuance of all motor vehicle titles where the proof of ownership provided is an out-of-state title. The primary purpose of NMVTIS is to prevent various types of theft and fraud by providing an electronic means for verifying and exchanging title,

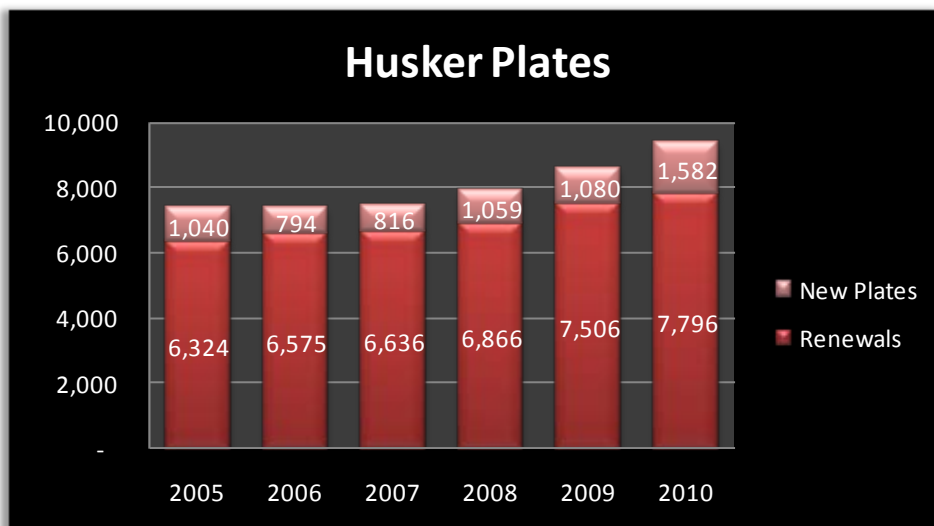
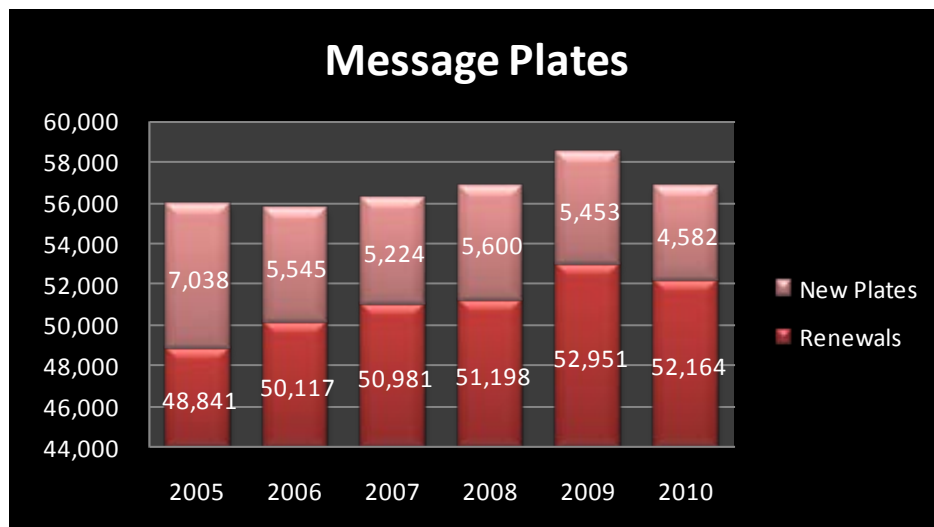
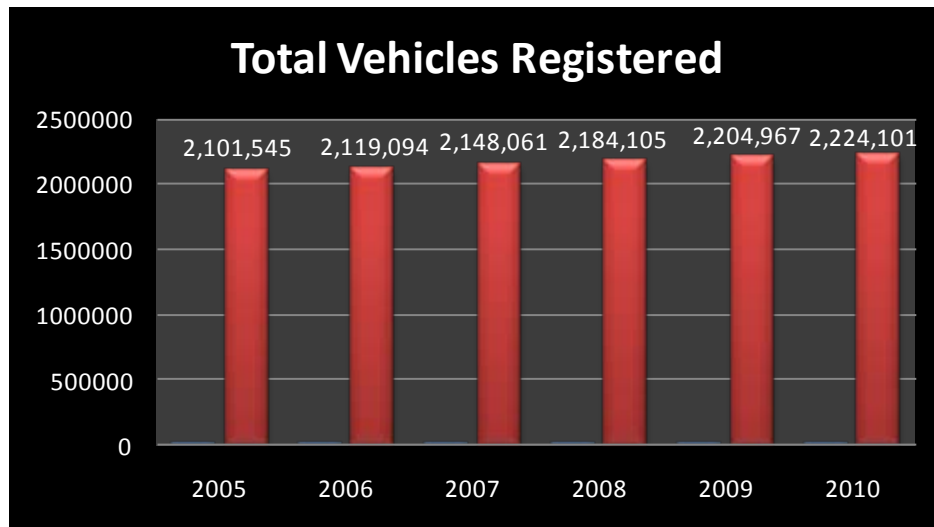
brand, theft and other data among motor vehicle administrators, law enforcement officials, prospective and current purchasers and insurance carriers.

- LB 705, 2010, effective July 14, 2010, eliminated the limitation on the number of Pearl Harbor survivor, ex-POW and DAV license plates.
- LB 712, 2010, effective July 14, 2010 required the addition of the driver license number to the data that is provided to the counties for use in compiling the jury lists.
- LB 879, 2010, effective July 14, 2010, provided for the release of social security numbers contained in the DMV driver license database to the Nebraska Department of Revenue.
- LB 924, 2010, effective July 14, 2010, eliminated the use of an Ignition Interlock Permit (IIP) to drive to and from required visits with his/her probation officer. Changes were made to the driver license issuance system to alter the language that prints on the back of the IIP to match the new provisions.
- LB 933, 2010, effective July 14, 2010, provided an improved mechanism for owners of manufactured homes that are affixed to property to obtain a certificate of title by the addition of acceptable proof of ownership documents.
- Laser printers for the printing of title and registration documents were installed in all 93 counties, the DMV and Game and Parks. In total, 199 printers were installed in 101 offices. The new printers also brought about the redesign of the title and registration documents which are now produced by the State Print Shop. During the transition, the DMV shipped all 3 million of the annual title and registration supply to the 93 county offices.
- The Electronic Lien and Title system (ELT), authorized by LB 202, 2009, was implemented on November 1, 2010. ELT provides for the electronic transmission of lien transaction data between lenders and DMV. ELT provides a more timely exchange of data, improved information accuracy, reduces the use and control of secure forms and cuts down on mailing and printing costs. The system also benefits lien holders by reducing title fraud, the number of lost titles/duplicate title requests, physical storage requirements and manual workload. Five providers have contracted with the DMV to provide ELT services to lenders conducting business in Nebraska.
- In preparation for the ELT implementation, 13 training sessions were conducted by the DMV and over 320 individuals representing the 93 county treasurer offices and DMV were trained. In addition, training was provided to over 200 motor vehicle dealer representatives.
- Activities were completed for the implementation of LB 650, effective January 1, 2011. The implementation included the title and registration of mini-trucks and titling utility vehicles.
- Activities were completed for implementation of LB 1030, the Revised Uniform Anatomical Gift Act, and became effective January 1, 2011. The changes that affect DMV include that an applicant for a permit/ID card that is under the age of 16 may not request the organ donation designation.
- Activities were completed for implementation of portions of LB 712, effective January 1, 2011. The implementation included the addition of the use of a transfer on death designation on the certificate of title. As part of the implementation, the certificate of title application form was redesigned.

- Approximately 645 investigative cases of fraudulent activity were opened and actively investigated. These cases include those identified through the current FRS (Facial Recognition System) processes and through a “scrub” of the historical images contained in the database of images captured since February 2003.
- The DVR Fraud Unit is utilizing the service of two ex-law enforcement officers employed in temporary positions to evaluate the historical images identified through the scrub that was completed to determine if an investigation is warranted. The service of these individuals is being funded by a Federal grant.

Additional activities in the achievement of our goals/accomplishments include:

- Approve and maintain list of self-insured companies in Nebraska.
- Approve providers and participating lenders for the ELT program.
- Compile, maintain and provide a list of lenders for the use in the lien notation process at the county level.
- Compile and publish a list of insurance companies licensed to do business in Nebraska for use by the county treasurers.
- Process license plate and validation decal orders for 93 counties.
- Complete requests for vehicle and driver records.
- Issue handicapped parking permits.
- Design, order and distribute forms used by county officials in the issuance of driver licenses, titles and registrations.
- Provide vehicle information concerning safety recall campaigns.
- Issuance of message, spirit, sample, repossession, amateur radio, ex-prisoner of war, Purple Heart, handicapped, Disabled American Veteran, Pearl Harbor survivor, transporter, boat dealer trailer, antique, and film vehicle license plates.
- Preparation, verification, microfilming, and data entry of forms used in the driver license testing and issuance process from all 93 counties.
- Provide Help Desk assistance to County Treasurers and County Clerks in the issuance of driver licenses, titles and registrations.
- Provide assistance to the general public and law enforcement in driver license, title, registration and handicapped parking permit related areas.
- Maintain files on medical and vision rechecks and out-of-state citations.
- Transferring of information from and to other state DMV's.
- Provide clearance and military exemption information.
- Investigate and make arrests of violations for alleged fraudulent practices relating to identity theft and motor vehicle related documents.
- Create and provide training to staff, agents, and other requesters for identity theft and motor vehicle related document authentication.



DRIVER AND VEHICLE RECORD STATISTICS – 2010

Driver Licenses Issued		277,721
Driver Permits Issued		61,782
Identification Cards Issued		30,870
Duplicate/Replacement Licenses/Permits Issued		87,775
TOTAL Driver License/Permits/ID Cards Issued		458,148
Driving Records Processed through DMV		16,674
Driving Records Processed through Nebraska Online		927,889
TOTAL Driving Records Processed		944,563
Medical/Vision Recheck Notice Letters		1,480
Medical/Vision Recheck Cancel Warning Letters		302
Medical/Vision Recheck Licenses Cancelled		117
Surrendered Licenses Processed		15,926
Clearance and Military Letters Processed		521
Monies received from the sale of vehicle record information – DMV	\$	135,173.84
Monies received from the sale of vehicle record information – Nebraska Online	\$	117,331.00
Monies received from driver record monitoring service	\$	247,159.50
Monies received from driver header records	\$	13,476.38
Message Plates Processed	New	4,582
	Renewal	52,164
Cornhusker Spirit Plates Processed	New	1,582
	Renewal	7,796
Gold Star Family Plates Processed	New	25
	Renewal	83
License Plates Issued	Sample License Plates	0
	Amateur Radio	48
	Ex-Prisoner of War	2
	Purple Heart	54
	Handicapped	1,624
	Handicapped Renewal	7,102
	Disabled American Veteran	199
Pearl Harbor	0	
Plates/ Registrations Issued	Repossession	73
	Transporter	1,603
	Boat Dealer Trailer	105
	Film Vehicle	0
Titles Issued	Bonded	238
	State	848
	Duplicate	40,482
	Corrected	6,259
	Statewide	612,606
	Titles Surrendered to Other States	21,763
	Titles Marked Junked	18,416
Liens	Liens Noted ¹	194,671
	Liens Notes – Participating Lenders ² (Implementation of ELT – 11/1/2010)	7,139
	Number of Participating Lenders as of 12/31/2010	341
	Total Number of Liens Noted (Total of 1 and 2)	201,810
Misc. Issued	Vehicle Identification Number Plates Issued	265
	Hull Identification Number Plates Issued	62
	Handicapped Permits Issued	39,919
Antique Plates/Registrations Issued	Motorcycle	39
	Motorcycle Vintage	6
	Regular	529
	Vintage	561
	TOTAL Antique Plates	1,135

NEBRASKA			
2010 VEHICLE REGISTRATION			
TOTAL VEHICLES REGISTERED IN 2010			
2,224,101			
PASSENGER			TRAILER
Regular	1,070,391	Utility	163,454
Amateur Radio	1,274	Farm	66,938
Message	39,474	Fertilizer	22,052
Spirit	1,796	Commercial	26,610
Spirit Message	4,879	Pole & Reel	342
Gold Star	22	Non-Resident	285
Gold Star Message	56	Semi	5,780
Non-Resident	6,299	Message Commercial	15
Handicapped	7,583	Spirit Message Commercial	2
Antique	11,996	Message Farm	7
Vintage	2,613	Spirit Message Farm	1
Ex-Prisoner of War (ex-pow)	64	Message Utility	9
Pearl Harbor Survivor	8	Spirit Message Utility	4
Disabled American Veteran	845	Spirit Message Semi	1
Purple Heart	928	Apportioned Trailer Units	72,114
Thirty Day	77	TOTAL	357,614
TOTAL	1,148,305	DEALER	
MOBILE HOME		Passenger	10,120
Recreational	32,252	Personal Use	314
Self-Propelled	7,737	Motorcycle	382
Message Recreational	98	Trailer	499
Message Self-Propelled	158	Boat Dealer Trailer	88
Spirit Self-Propelled	8	Repossession	72
Spirit Message Recreational	4	Transporter	1,681
Spirit Message Self-Propelled	21	TOTAL	13,156
TOTAL	40,278	TRUCK	
BUS		Commercial	343,236
Non-Commercial	1,911	Farm	153,216
School	818	Non-Resident Commercial	1,217
Commercial	606	Local	733
Non-Resident	7	Message Commercial	10,976
Local	105	Spirit Commercial	470
TOTAL	3,447	Spirit Message Commercial	1,293
GOVERNMENT		Gold Star Commercial	8
Municipal	14,552	Gold Star Message Commercial	11
County	10,975	Message Farm	1,839
State	9,960	Spirit Farm	43
School District	8,118	Spirit Message Farm	188
TOTAL	43,605	Gold Star Farm	2
MOTORCYCLE		Special Mobile Equipment (SME)	1,079
Regular	48,153	Soil & Water	442
Non-Resident	482	Farm Semi - Tractor/Trailer	10,472
Message	2,239	10% Reduction	234
Spirit	2	Apportioned Power Units	36,305
Spirit Message	84	TOTAL	561,764
Gold Star	4	TAX EXEMPT	
Gold Star Message	5	TOTAL	3,784
Antique	324	SNOWMOBILE	
Handicapped	37	TOTAL	789
Vintage	29		
TOTAL	51,359		

2010 DMV Annual Report

2010	COUNTY	NO.	PLATE TYPE																							BUS		
			Pass-enger	Handi-cap	MC Hand	Am. Radio	Mobile Home	Tax Exempt	Mess-age	Spirit	PH Surv	Ex-POW	DAV	Purple Heart	Gold Star	Antig.	Vin-tage	Motor-cycle	Snow-mobility	Comm.	Appor-tioned	Farm	Farm Semi	Local	Soil-Water	SME	10% Red.	Comm
ADAMS	14	17,922	164	2	20	859	216	1,134	171	-	19	23	1	40	-	956	-	7,288	-	2,082	169	21	6	6	-	-	6	56
ANTELOPE	26	4,314	24	-	12	307	10	222	28	-	4	4	-	22	-	325	14	1,907	-	2,483	243	4	6	19	-	-	-	-
ARTHUR	91	229	2	-	1	20	-	19	-	-	-	-	-	-	-	5	-	60	-	293	1	-	-	6	-	-	-	-
BANNER	85	422	1	-	-	36	-	16	2	-	-	-	2	1	-	19	-	83	-	601	46	-	-	9	-	-	-	-
BLAINE	86	274	4	-	-	36	-	17	1	-	-	-	-	-	-	6	-	53	-	400	-	-	-	4	4	-	-	-
BOONE	23	3,629	7	-	10	219	4	197	46	-	1	5	4	-	19	-	198	12	1,400	-	2,059	239	-	5	11	2	-	-
BOX BUTTE	65	6,892	53	-	3	435	26	282	67	-	-	4	1	1	47	-	648	4	3,610	-	1,930	121	13	-	7	12	9	5
BOYD	63	1,381	7	-	2	94	4	38	6	-	-	-	1	-	9	-	118	-	436	-	882	1	-	2	-	-	-	-
BROWN	75	1,758	21	-	-	134	3	87	16	-	-	-	-	-	2	-	91	7	811	-	1,189	27	3	8	15	-	-	2
BUFFALO	9	26,439	193	3	27	1,137	163	1,354	251	1	-	29	33	3	58	-	1,394	8	11,042	-	3,265	272	9	-	64	21	11	135
BURT	31	4,244	27	-	5	223	3	333	30	-	2	5	2	-	17	-	309	14	1,895	-	1,524	196	2	6	-	-	1	-
BUTLER	25	5,651	27	-	6	287	6	323	42	-	2	3	13	-	28	-	268	3	2,105	-	2,494	198	2	10	1	-	3	7
CASS	20	15,546	110	2	22	1,137	40	1,119	145	-	1	14	20	6	30	-	1,046	31	6,910	-	2,064	151	5	10	9	-	1	42
CEDAR	13	5,418	21	-	3	313	7	118	26	-	-	3	6	2	16	-	262	38	2,028	-	2,543	188	1	3	12	-	1	3
CHASE	72	2,208	16	-	1	196	3	156	26	-	1	1	2	-	2	-	112	1	1,233	-	1,565	211	7	3	9	4	-	-
CHERY	66	3,232	21	-	1	220	8	164	26	-	-	4	3	2	9	-	172	6	1,276	-	2,244	43	-	-	10	-	-	26
CHEYENNE	39	6,245	35	-	6	467	28	207	48	-	-	-	5	2	29	-	399	6	2,825	-	1,740	100	3	-	10	4	-	9
CLAY	30	4,002	35	-	1	349	3	263	32	-	-	3	1	-	25	-	220	-	2,095	-	1,908	267	5	5	20	1	-	-
COLFAX	43	6,364	21	-	9	297	18	296	64	-	-	1	2	-	18	-	246	12	2,234	-	1,740	157	11	-	11	-	-	2
CUMING	24	5,806	32	1	4	282	41	254	34	-	1	1	7	-	16	-	225	8	2,160	-	2,362	34	11	2	-	-	-	1
CUSTER	4	6,740	38	-	11	575	23	338	46	-	2	12	9	-	22	-	400	7	2,472	-	4,311	317	5	24	54	26	-	-
DAKOTA	70	12,391	109	1	11	408	1	295	86	-	1	1	12	-	-	-	459	78	4,187	-	703	94	1	-	4	-	2	3
DAWES	69	4,540	42	-	15	305	46	167	15	1	1	8	8	1	6	-	339	11	2,010	-	1,369	13	5	-	32	1	1	3
DAWSON	18	13,896	94	1	11	654	44	620	115	-	2	4	17	2	37	-	597	5	6,012	-	3,031	23	2	4	27	-	1	6
DEUEL	78	1,292	10	-	-	86	9	36	6	-	-	1	1	-	-	-	85	-	718	-	749	5	-	5	4	1	-	-
DIXON	35	3,811	28	-	3	230	6	174	17	-	-	-	1	-	8	-	177	7	1,361	-	1,202	106	2	-	13	-	-	-
DODGE	5	21,770	152	-	49	970	35	1,283	155	-	1	7	21	2	76	-	1,283	9	8,206	-	1,812	167	17	-	8	1	-	44
DOUGLAS	1	302,320	1,832	9	226	4,304	1,275	14,005	2,262	1	14	88	176	10	450	-	9,366	87	62,545	-	522	13	195	-	16	2	427	695
DUNDY	76	1,230	12	-	1	86	1	55	12	-	-	1	-	-	2	-	75	-	552	-	1,043	77	1	-	3	-	-	-
FILLMORE	34	3,697	30	-	3	253	7	222	30	-	-	15	4	1	33	-	217	2	1,871	-	1,952	267	16	3	61	-	-	2
FRANKLIN	50	2,005	28	-	-	124	2	80	22	-	-	4	2	-	16	-	81	1	827	-	1,590	16	-	4	-	-	-	1
FRONTIER	60	1,638	14	-	-	150	13	77	3	-	-	3	2	-	5	-	83	-	756	-	1,539	105	-	8	-	-	-	-
FURNAS	38	3,165	39	-	8	265	23	165	21	-	-	1	5	-	13	-	175	2	1,517	-	1,428	159	1	19	7	26	-	1
GAGE	3	13,553	95	1	13	796	66	667	133	1	-	14	12	1	89	-	532	11	5,869	-	3,029	162	16	21	15	-	18	23
GARDEN	77	1,310	11	-	2	87	2	54	6	-	-	2	2	-	6	-	60	5	556	-	911	26	2	-	6	4	-	-
GARFIELD	83	1,139	6	-	3	68	-	66	6	-	-	2	1	-	-	-	57	1	474	-	652	22	2	-	12	2	1	5
GOSPER	73	1,263	15	-	-	74	2	107	12	-	1	1	3	-	4	-	58	-	524	-	789	38	-	6	10	-	-	-
GRANT	92	322	4	-	-	29	1	24	1	-	-	-	-	-	-	-	17	-	153	-	376	5	-	-	7	-	-	-
GREELEY	62	1,631	6	-	3	88	1	72	11	-	1	1	2	1	5	-	85	-	644	-	1,052	77	-	25	-	10	-	2
HALL	8	34,183	218	-	38	1,308	132	1,704	269	-	1	20	21	2	93	-	1,717	3	13,554	-	2,274	340	28	10	34	1	23	93
HAMILTON	28	5,790	36	-	8	377	10	339	70	-	1	5	9	-	35	-	418	3	2,584	-	2,043	334	7	3	25	6	-	-
HARLAN	51	2,216	20	-	3	151	5	106	13	-	1	3	2	-	2	-	129	1	920	-	1,328	134	-	5	-	-	-	-
HAYES	79	598	1	-	1	34	-	12	5	-	-	-	1	-	-	-	18	-	135	-	948	58	-	-	10	-	-	-
HITCHCOCK	67	1,916	8	-	1	123	3	48	12	-	-	1	2	-	-	-	126	-	989	-	1,059	31	-	-	18	-	-	-
HOLT	36	6,463	25	1	9	466	33	284	66	-	1	2	10	-	11	-	360	39	2,425	-	3,609	108	4	2	22	48	2	1
HOOKER	93	526	1	-	-	32	2	12	1	-	-	-	1	-	-	-	12	-	217	-	314	-	1	1	9	-	3	-
HOWARD	49	4,147	26	-	1	300	1	279	27	-	-	2	7	-	31	-	206	5	1,731	-	1,766	140	8	18	1	-	-	1
JEFFERSON	33	4,540	25	-	12	369	61	235	42	-	-	5	4	-	20	-	246	9	2,337	-	1,909	89	6	6	2	-	21	
JOHNSON	57	2,830	18	-	1	153	3	126	18	-	-	-	2	-	22	-	116	1	1,239	-	1,057	36	1	7	4	-	-	1
KEARNEY	52	4,150	35	-	9	283	31	234	40	-	-	1	6	1	23	-	260	1	1,872	-	1,779	278	1	10	9	-	-	-
KEITH	68	5,483	69	-	13	457	10	301	56	-	-	6	8	4	5	-	291	-	2,618	-	1,522	12	2	2	7	-	1	1
KEYA PAHA	82	507	1	-	-	35	1	27	1	-	-	-	1	-	4	-	5	-	119	-	601	6	-	-	3	-	6	1
KIMBALL	71	2,291	28	-	2	190	-	105	15	-	-	1	2	2	1	-	119	1	1,033	-	889	75	-	-	47	-	-	-
KNOX	12	5,																										

2010 DMV Annual Report

COUNTY	NO.	BUS								NON-RESIDENT					TRAILER					DEALER							GOVERNMENT			2010 Total
		Loc	Sch	Comm	Bus	MC	Pass.	30 Day	Tfr	Comm.	Utility	Farm	Semi	Fert-izer	Apport-ioned	Pole Reel	Pass-enger	Per-sonal	MC	Trailer	Trans-porter	Boat	Repo	Snow-moblie	State	County	Muni-cipal	School District		
ADAMS	14	1	27	-	-	-	1	3	1	967	3,005	967	199	618	-	-	3	14	18	-	-	-	-	-	168	333	191	37,916		
ANTELOPE	26	-	-	2	-	-	-	-	-	187	1,364	1,045	120	345	-	1	40	1	1	1	-	-	-	-	117	140	94	13,406		
ARTHUR	91	-	-	-	-	-	-	-	-	8	68	178	-	-	-	-	-	-	-	-	-	-	-	-	14	-	11	915		
BANNER	85	-	-	-	-	-	-	-	-	14	92	311	3	-	-	-	-	-	-	-	-	-	-	-	31	-	18	1,707		
BLAINE	86	-	-	-	-	-	-	-	-	9	30	291	-	-	-	-	3	1	-	-	-	-	-	-	30	1	26	1,190		
BOONE	23	-	-	1	-	-	-	-	-	138	877	910	98	338	-	5	35	1	1	1	-	-	-	-	87	99	57	10,715		
BOX BUTTE	65	-	-	1	-	-	1	1	-	240	1,757	769	35	274	-	3	30	2	-	-	-	-	-	-	97	156	53	17,579		
BOYD	63	-	1	-	-	-	-	-	-	32	286	488	1	36	-	2	9	-	-	-	-	-	-	-	52	21	45	3,954		
BROWN	75	-	-	-	-	-	-	-	-	131	606	597	16	154	-	6	37	1	-	2	-	-	-	-	86	69	14	5,896		
BUFFALO	9	-	4	4	-	-	6	4	3	813	6,078	1,451	390	494	-	8	343	7	9	34	-	-	-	-	231	284	195	56,270		
BURT	31	-	-	-	-	-	-	1	-	87	1,149	501	26	245	-	2	37	1	3	2	-	-	-	-	85	115	76	11,168		
BUTLER	25	-	10	-	-	-	1	-	-	138	1,440	974	187	500	-	3	26	1	2	4	-	-	-	-	169	92	62	15,088		
CASS	20	-	-	80	2	18	162	1	31	263	4,088	576	51	93	-	5	160	6	4	6	-	-	-	-	176	176	130	34,489		
CEDAR	13	-	11	-	-	-	-	-	-	151	1,476	895	70	141	-	3	48	-	1	5	-	-	-	-	81	138	93	14,125		
CHASE	72	-	-	-	-	-	-	-	-	95	880	724	65	357	-	-	52	-	1	4	-	-	-	-	83	84	71	8,173		
CERRY	66	-	-	-	-	-	-	-	-	100	971	1,586	15	-	-	2	32	2	1	4	-	-	-	-	225	69	34	10,508		
CHEYENNE	39	-	-	2	-	-	-	2	-	132	1,729	474	30	79	-	5	70	5	6	4	-	-	-	-	120	156	103	15,085		
CLAY	30	-	-	3	-	-	-	1	-	205	1,167	801	84	1,007	-	-	50	1	1	5	-	-	-	-	66	153	76	12,855		
COLFAX	43	-	-	-	-	-	-	1	-	195	924	623	162	449	-	-	57	2	2	1	-	-	-	-	65	128	66	14,778		
CUMING	24	-	-	-	-	-	-	-	-	221	1,367	904	25	258	-	4	49	1	-	5	-	-	-	-	38	110	65	14,329		
CUSTER	4	-	-	4	-	-	-	-	-	385	1,670	2,146	79	326	-	12	56	2	-	6	-	-	-	-	221	155	124	20,618		
DAKOTA	70	-	24	-	-	-	-	-	-	360	2,113	283	179	17	-	1	210	3	8	12	-	-	-	1	95	191	70	22,414		
DAWES	69	-	1	-	-	-	-	-	-	137	1,058	713	14	1	-	2	128	3	8	12	-	-	-	1	124	132	38	11,316		
DAWSON	18	1	1	-	-	-	-	2	-	751	3,375	1,439	14	516	-	1	174	2	1	7	-	-	-	-	163	282	147	32,081		
DEUEL	78	-	-	-	-	-	-	-	-	49	384	330	-	283	-	1	2	-	-	1	-	-	-	-	34	51	24	4,167		
DIXON	35	-	-	-	-	-	-	-	-	62	924	498	29	42	-	-	4	1	-	1	-	-	-	-	52	121	56	8,935		
DODGE	5	-	15	-	-	-	4	2	1	446	3,965	631	122	317	-	2	403	13	20	27	-	-	-	-	81	469	133	42,719		
DOUGLAS	1	85	349	97	-	44	588	23	18	2,888	17,390	115	275	-	-	50	2,312	65	77	52	-	-	-	40	1,241	2,198	864	429,611		
DUNDY	76	-	-	-	-	-	-	-	-	65	263	442	7	5	-	5	6	-	-	-	-	-	-	-	58	32	43	4,077		
FILLMORE	34	-	20	-	-	-	-	-	-	215	946	782	73	611	-	-	18	2	-	2	-	-	-	-	65	114	50	11,584		
FRANKLIN	50	-	-	-	-	-	-	-	-	71	522	716	1	368	-	2	1	1	-	-	-	-	-	1	62	82	28	6,658		
FRONTIER	60	-	-	-	-	-	-	-	-	52	545	715	28	127	-	2	1	-	-	-	-	-	-	-	89	30	63	6,048		
FURNAS	38	-	-	1	-	-	-	-	-	212	1,021	586	20	485	-	2	48	1	1	5	-	-	-	-	80	132	90	9,724		
GAGE	3	-	3	1	-	-	1	1	2	516	2,762	959	89	85	-	5	147	9	4	16	-	-	-	-	151	276	179	30,343		
GARDEN	77	-	-	-	-	-	-	-	-	28	461	495	14	77	-	-	-	-	-	1	-	-	-	-	96	10	19	4,253		
GARFIELD	83	-	-	-	-	-	-	-	-	78	417	376	26	-	-	-	4	-	-	-	-	-	-	-	59	33	10	3,522		
GOSPER	73	-	-	-	-	-	1	-	-	63	547	451	3	103	-	-	6	2	-	-	-	-	-	-	56	7	13	4,159		
GRANT	92	-	-	-	-	-	-	-	-	21	164	223	6	-	-	3	-	-	-	3	-	-	-	-	45	5	10	1,419		
GREELEY	62	-	-	-	-	-	1	-	-	82	347	514	65	115	-	1	7	-	-	-	-	-	-	-	73	57	48	5,027		
HALL	8	1	8	5	-	3	9	1	2	1,073	5,780	845	370	967	-	16	601	9	31	30	-	-	-	-	231	434	255	66,737		
HAMILTON	28	-	-	-	-	-	-	1	2	345	1,552	890	57	789	-	-	27	-	3	8	-	-	-	-	114	104	85	16,080		
HARLAN	51	-	1	-	-	-	-	-	-	65	835	518	14	140	-	1	19	1	-	-	-	-	-	-	45	45	23	6,746		
HAYES	79	-	-	-	-	-	-	-	-	31	151	407	1	32	-	2	-	-	-	-	-	-	-	1	44	3	21	2,514		
HITCHCOCK	67	-	-	-	-	-	-	-	-	119	705	544	9	207	-	4	8	-	-	-	-	-	-	-	36	92	35	6,096		
HOLT	36	-	8	-	-	-	-	3	-	294	2,034	2,211	100	227	-	5	89	3	-	18	-	-	-	-	156	172	58	19,369		
HOOKER	49	-	-	-	-	-	-	-	-	56	136	190	3	-	-	4	-	-	-	-	-	-	-	-	32	18	21	1,592		
HOWARD	93	-	-	-	-	-	-	1	-	81	1,405	696	69	268	-	1	75	-	2	7	-	-	-	-	103	70	50	11,525		
JEFFERSON	33	-	-	2	-	-	-	1	1	199	1,105	840	13	613	-	5	38	6	2	1	-	-	-	-	142	95	89	13,090		
JOHNSON	57	-	-	-	-	-	1	-	1	92	551	489	7	166	-	3	38	2	-	2	-	-	-	-	88	42	50	7,167		
KEARNEY	52	-	-	-	-	-	-	1	-	100	1,232	666	47	779	-	-	27	1	-	3	-	-	-	-	80	89	75	12,123		
KEITH	68	-	-	1	-	-	-	1	-	230	2,361	844	7	121	-	1	44	8	2	2	-	-	-	-	88	115	54	14,747		
KEYA PAHA	82	1	-	-	-	-	-	-	-	12	249	339	-	-	-	-	-	-	-	-	-	-	-	-	40	2	4	1,985		
KIMBALL	71	-	1	5	-	-	-	-	4	120	553	363	11	1	-	-	25	4	-	1	-	-	-	-	73	67	33	6,062		
KNOX	12	-	19	-	-	-	-	-	-	170	1,593	1,127	36	66	-	2	51	5	2	1	-	-	-	-	93	181	78	14,148		
LANCASTER	2	5	64	14	-	8	61	10	4	3,062	14,086	1,293	330	200	-	9	1,177	34	47	34	-	-	-	-						



An Affirmative Action/Equal Employment Opportunity Agency